



Outperform every day.™

**Project:**  
**Item Number:**  
**Quantity:**

Conveyor Toasters - 300-800 Slices Per Hour\*

The Vollrath Company, L.L.C.

**CONVEYOR TOASTERS - 300-800 SLICES PER HOUR\* (MODELS JT2, JT2H)**



JT2 Models



JT2H Models

**DESCRIPTION**

Vollrath's 300-800 slices per hour conveyor toasters feature easy-to-use conveyor control and variable top and bottom heat control to perfectly toast and warm a variety of bread products – bread, buns, rolls, bagels, waffles, pita bread, Texas toast and English muffins. These toasters provide mid-size restaurants with the flexibility to a variety of bread products for breakfast and lunch menu items.

**WARRANTY**

- Warrantied parts: The warranty period is 2 year parts, 1 year labor.
- Heater tubes: The warranty period is 1 year parts and labor. Heater tube glass damage is not covered by this warranty.
- For full warranty details, please refer to [www.Vollrath.com](http://www.Vollrath.com).

**AGENCY LISTINGS**



\* Slices per hour is based on maximum conveyor speed. Conveyor speed determines toasting time and affects color and texture of the toast. Results may vary based upon type of bread, color and texture preference.

Due to continued product improvement, please consult [www.vollrath.com](http://www.vollrath.com) for current product specifications.

**ITEMS**

Item No.	Model No.	Description
CT4-120450	JT2	450 Slices Per Hour*, 120V
CT4-208800		800 Slices Per Hour*, 208V
CT4-220800**		800 Slices Per Hour*, 220V
CT4-240800		800 Slices Per Hour*, 240V
CT4H-120300	JT2H	300 Slices Per Hour*, 120V, High Clearance
CT4H-208550		550 Slices Per Hour*, 208V, High Clearance
CT4H-220550**		550 Slices Per Hour*, 220V, High Clearance
CT4H-240550		550 Slices Per Hour*, 240V, High Clearance

\*\*Made to order item. Made to order items cannot be canceled or returned.

**FEATURES**

- Stainless steel and aluminized steel construction.
- Variable speed control allows for real-time adjustments.
- Variable top and bottom heat control.
- 10½" (26.7 cm) 2-slice wide conveyor is larger than industry standard for better toasting results.
- Product entry opening on high clearance models can be adjusted from 1½" - 3" (3.8 - 7.6 cm).
- Forced convection toasting promotes uniform results and energy efficiency.
- Energy efficient, fast reacting, quartz heaters.
- High-temperature bearings ensure smooth operation and do not require lubrication.
- High-quality, insulated wires help prevent against dry rotting and cracking.
- High-temperature thermoplastic terminal blocks with stainless steel clamping provides superior connections; designed for ease of serviceability.
- Maintenance-free drive system; stainless steel drive chain does not require lubrication.
- Fan control switch senses temperature of unit and keeps fan running until unit is completely cool.
- Standby mode saves up to 75 percent energy during slow periods when unit is not in use and allows machine to quickly return to full power.
- Adjustable legs.
- 4½ ft. (1.4 m) cord with plug.
- Made in the USA.

**CLEARANCE AND ENVIRONMENT REQUIREMENTS**

- Do not place on surfaces or near walls, partitions or kitchen furniture unless they are made of non-combustible material or clad with non-combustible heat-insulating material. Toasters must not be used near or below curtains and other combustible materials.
- Maximum ambient temperature: 104° F (40 ° C).

Approvals	Date



Outperform every day.™

[www.vollrath.com](http://www.vollrath.com)

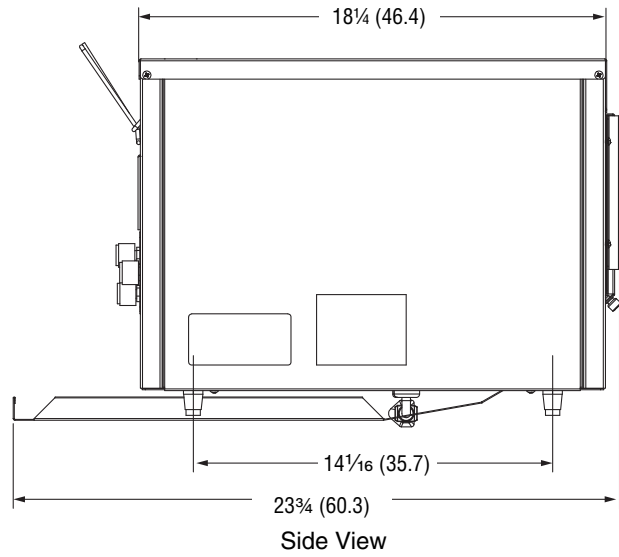
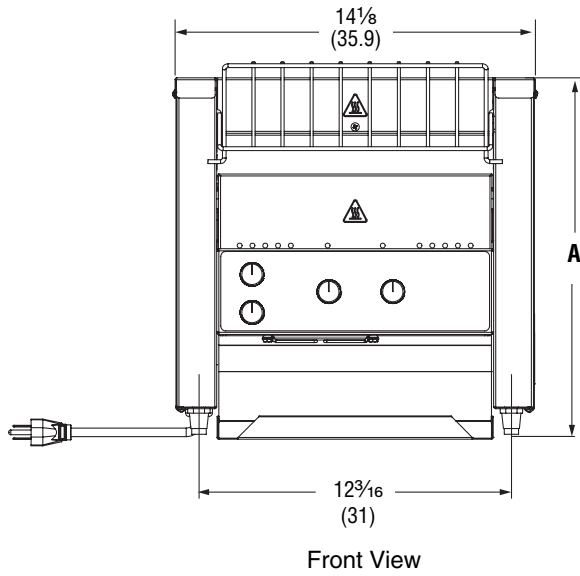
**The Vollrath Company, L.L.C.**

1236 North 18th Street  
Sheboygan, WI 53081-3201 U.S.A.  
Main Tel: 800.624.2051 or 920.457.4851  
Main Fax: 800.752.5620 or 920.459.6573  
Customer Service: 800.628.0830  
Canada Customer Service: 800.695.8560

Technical Services  
[techservicereps@vollrathco.com](mailto:techservicereps@vollrathco.com)  
Toaster Products: 800.309.2250  
All Other Products: 800.628.0832

# CONVEYOR TOASTERS - 300-800 SLICES PER HOUR\* (MODELS JT2, JT2H)

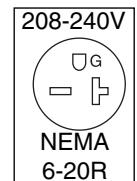
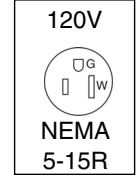
## DIMENSIONS (Shown in inches (cm))



## SPECIFICATIONS

Item No.	Model No.	Slices or Bun Halves per Hour (Up to)*	Product Opening IN (CM)	Voltage	Watts	Amps	Hz	(A) Height IN (CM)	Weight LB (KG)	Plug
CT4-120450	JT2	450	1½ (3.8)	120	1700	14.2	60	14 (35.6)	45 (20.4)	NEMA 5-15P
CT4-208800		800		208	2800	13.5				NEMA 6-20P
CT4-220800**				220		12.7				NEMA 5-15P
CT4-240800		240		11.7	NEMA 6-20P					
CT4H-120300	JT2H	300	Adjustable 1½ - 3 (3.8 - 7.6)	120	1700	14.2		15 1/8 (38.4)	45 (20.4)	NEMA 5-15P
CT4H-208550		550		208	2800	13.5				NEMA 6-20P
CT4H-220550**				220		12.7				NEMA 6-20P
CT4H-240550		240		11.7	NEMA 6-20P					

### Receptacles



\* Slices per hour is based on maximum conveyor speed. Conveyor speed determines toasting time and affects color and texture of the toast. Results may vary based upon type of bread, color and texture preference.

\*\* Made to order item. Made to order items cannot be canceled or returned.



Outperform every day.™

[www.vollrath.com](http://www.vollrath.com)

### The Vollrath Company, L.L.C.

1236 North 18th Street  
 Sheboygan, WI 53081-3201 U.S.A.  
 Main Tel: 800.624.2051 or 920.457.4851  
 Main Fax: 800.752.5620 or 920.459.6573  
 Customer Service: 800.628.0830  
 Canada Customer Service: 800.695.8560

Technical Services  
[techservicereps@vollrathco.com](mailto:techservicereps@vollrathco.com)  
 Toaster Products: 800.309.2250  
 All Other Products: 800.628.0832